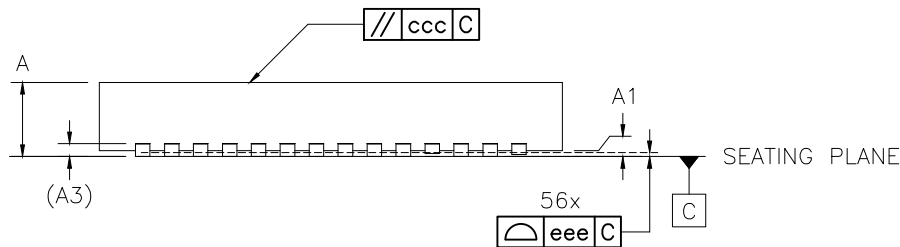
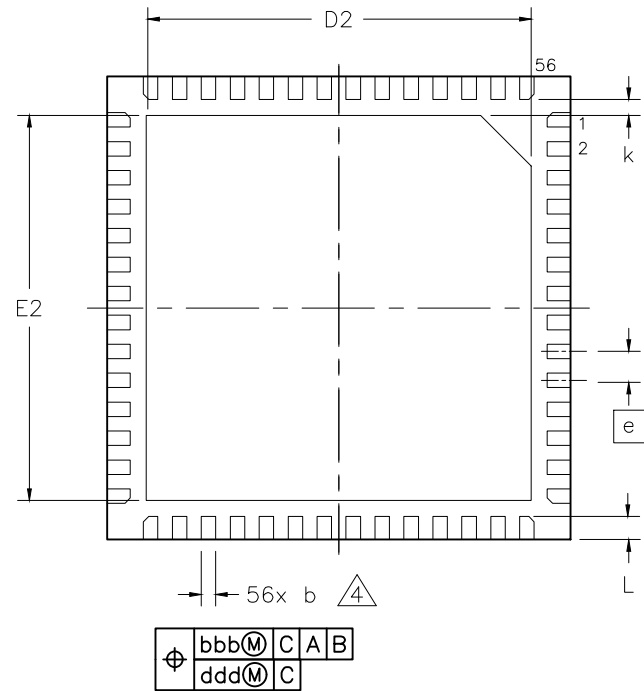
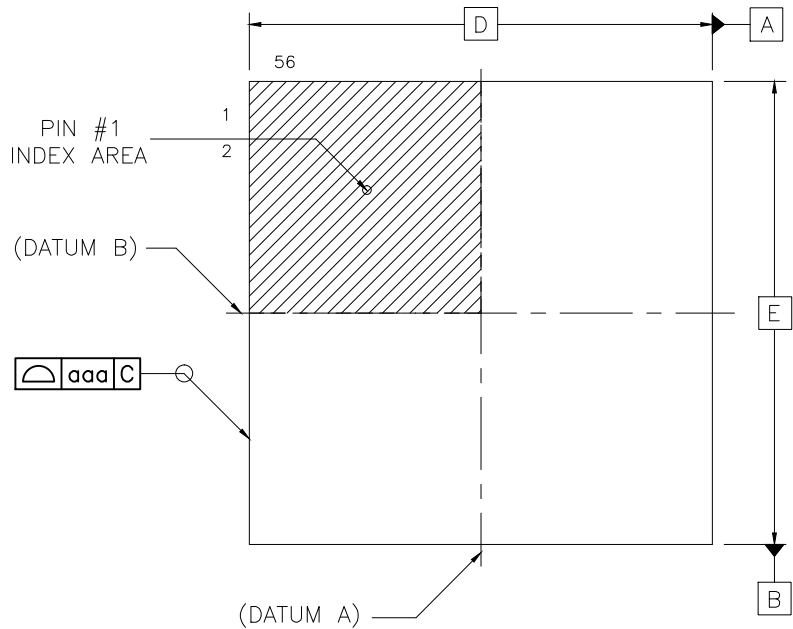


REVISIONS		
REV	DESCRIPTION	DATE
A	INITIAL RELEASE	7-14-2015



- NOTES:
- 1) ALL DIMENSIONS IN MM
 - 2) DIMENSIONING AND TOLERANCING PER ASME Y14.5-2009
 - 3) CONFORMS TO JEDEC OUTLINE MO-220
- Δ DIMENSION *b* APPLIES TO METALLIZED TERMINAL AND IS MEASURED BETWEEN 0.15 AND 0.30 MM FROM TERMINAL TIP

SYMBOL	MIN	MAX	SYMBOL	MIN	MAX
A, V	0.80	1.00	<i>e</i>	0.50	BSC
A, W	0.70	0.80	<i>k</i>	0.20	-
A1	0.00	0.05	<i>L</i>	0.30	0.50
A3	0.20	REF	<i>aaa</i>	0.10	
<i>b</i>	0.18	0.30	<i>bbb</i>	0.10	
<i>D</i>	8.00	BSC	<i>ccc</i>	0.10	
<i>D2</i>	6.50	6.70	<i>ddd</i>	0.05	
<i>E</i>	8.00	BSC	<i>eee</i>	0.08	
<i>E2</i>	6.50	6.70			

QUIK-PAK
www.icproto.com

TITLE
QFN 56L 8x8mm 0.50 PITCH
PACKAGE OUTLINE

PART NO. 400349 REV A

DO NOT SCALE CAD FILE 400349 SHEET 1 of 1