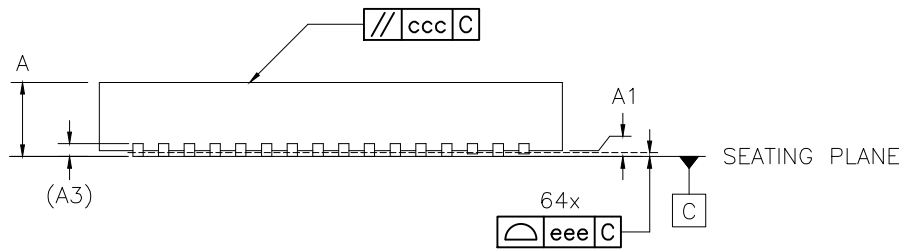
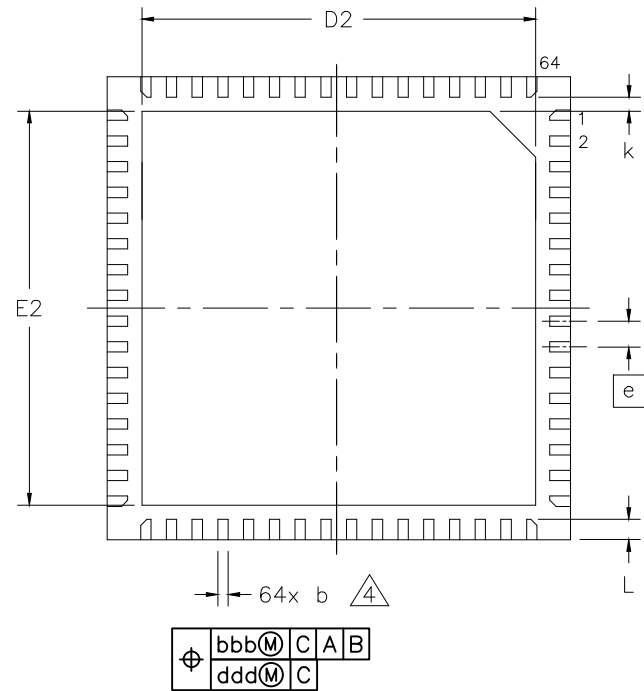
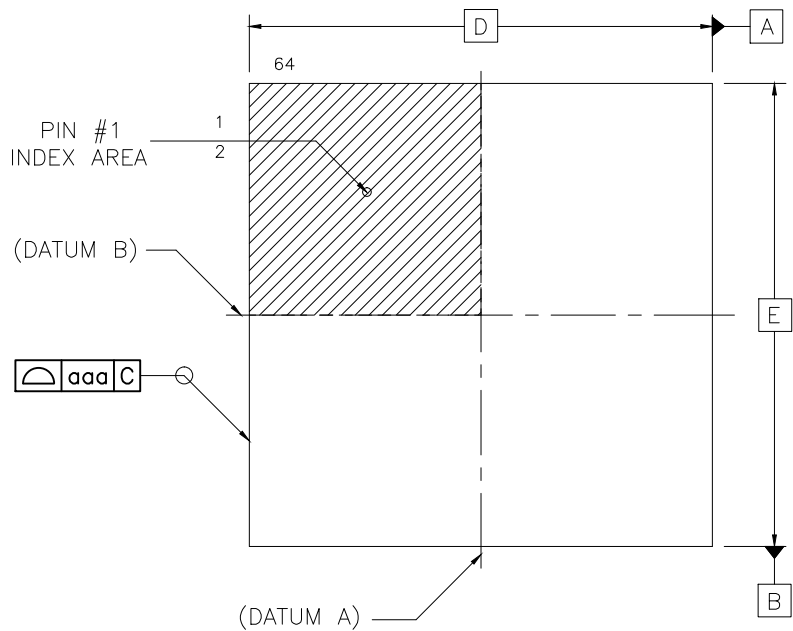


REVISIONS		
REV	DESCRIPTION	DATE
A	INITIAL RELEASE	7-14-2015



- NOTES:
- 1) ALL DIMENSIONS IN MM
 - 2) DIMENSIONING AND TOLERANCING PER ASME Y14.5-2009
 - 3) CONFORMS TO JEDEC OUTLINE MO-220
- ▲ DIMENSION b APPLIES TO METALLIZED TERMINAL AND IS MEASURED BETWEEN 0.15 AND 0.30 MM FROM TERMINAL TIP

SYMBOL	MIN	MAX	SYMBOL	MIN	MAX
A, V	0.80	1.00	e	0.50	BSC
A, W	0.70	0.80	k	0.20	-
A1	0.00	0.05	L	0.30	0.50
A3	0.20	REF	aaa	0.10	
b	0.18	0.30	bbb	0.10	
D	9.00	BSC	ccc	0.10	
D2	7.40	7.70	ddd	0.05	
E	9.00	BSC	eee	0.08	
E2	7.40	7.70			

QUIK-PAK
www.icproto.com

TITLE
QFN 64L 9x9mm 0.50 PITCH
PACKAGE OUTLINE

PART NO. 400351 REV A

DO NOT SCALE CAD FILE 400351 SHEET 1 of 1