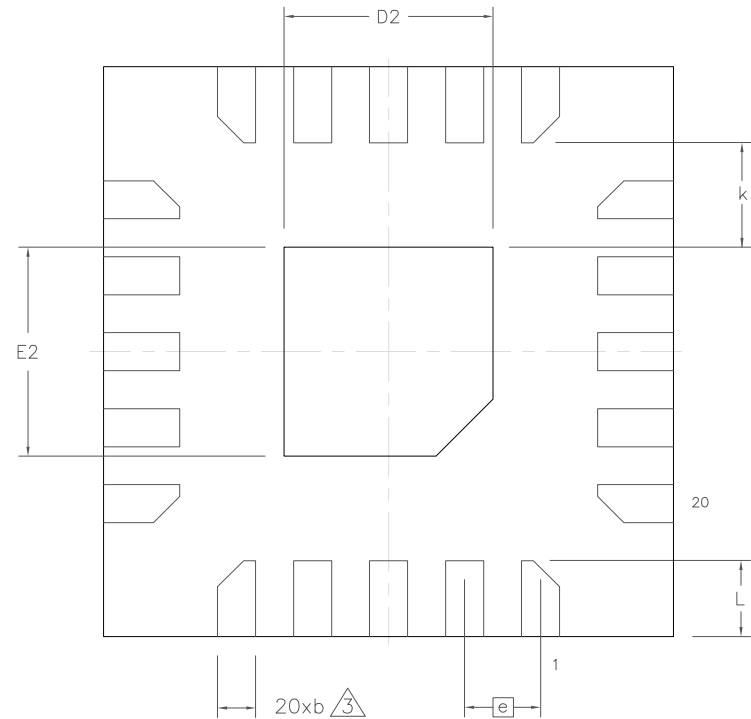
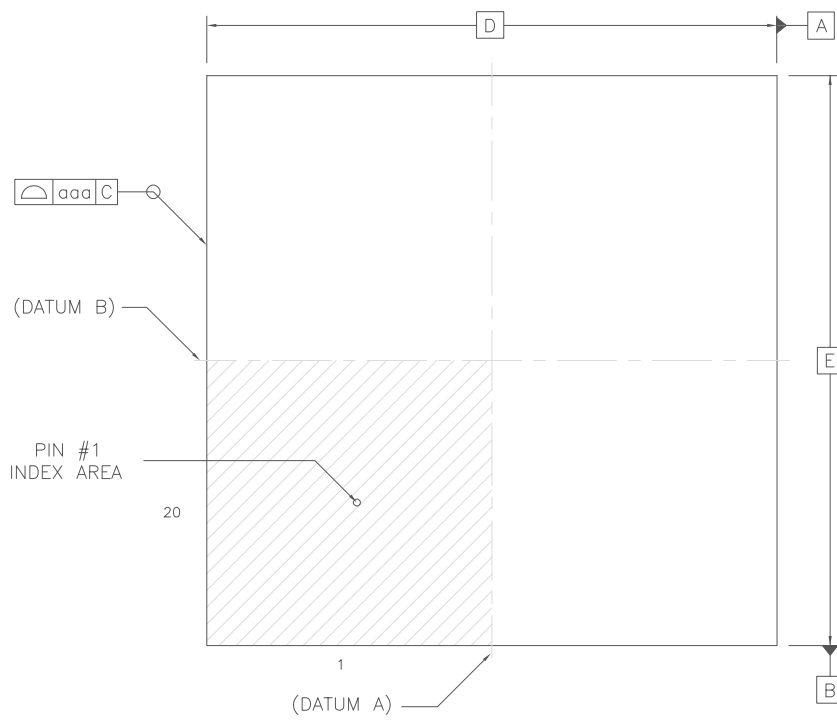
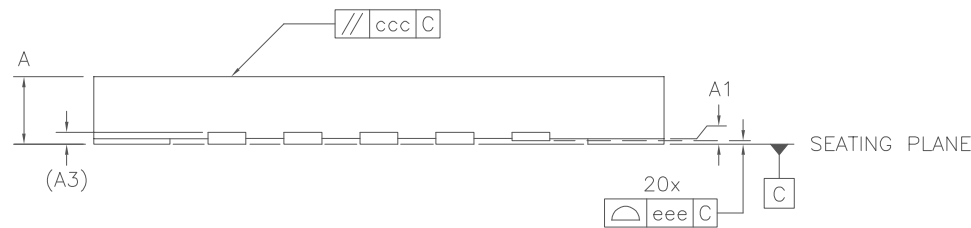


REVISIONS		
REV	DESCRIPTION	DATE



ϕ	bbb	M	C	A	B
	ddd	M	C		



- NOTES:
- 1) ALL DIMENSIONS IN MM
 - 2) DIMENSIONING AND TOLERANCING PER ASME Y14.5-2009
 - 3) DIMENSION b APPLIES TO METALLIZED TERMINAL AND IS MEASURED BETWEEN 0.15 AND 0.30 MM FROM TERMINAL TIP

SYMBOL	MIN	MAX	SYMBOL	MIN	MAX
A, V	0.80	1.00	E2	1.00	1.20
A, W	0.70	0.80	e	0.40 BSC	
A, L	1.40	1.70	k	0.20	-
A1	0.00	0.05	L	0.35	0.45
A3	0.20 REF		aaa	0.10	
b	0.15	0.25	bbb	0.07	
D	3.00 BSC		ccc	0.10	
D2	1.00	1.20	ddd	0.05	
E	3.00 BSC		eee	0.08	

Quik-Pak™

10987 VIA FRONTERA
SAN DIEGO, CA 92127
858-674-4676

TITLE
QFN 20L 3x3 mm 0.40 PITCH
PACKAGE OUTLINE

LEADFRAME PART NO: 235-00066 REV C

DO NOT SCALE FILE NAME 20L-QFN-3x3-40P-MOD.DWG SHEET 1 OF 1