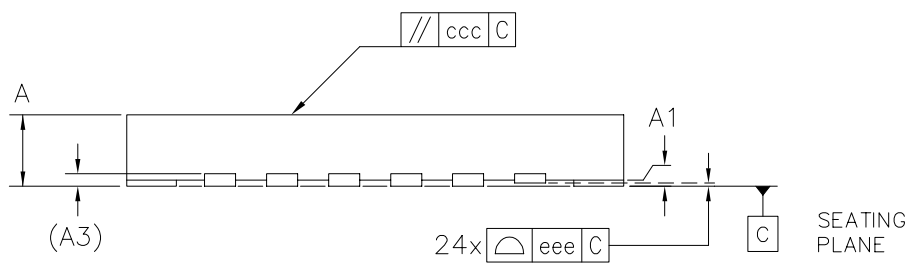
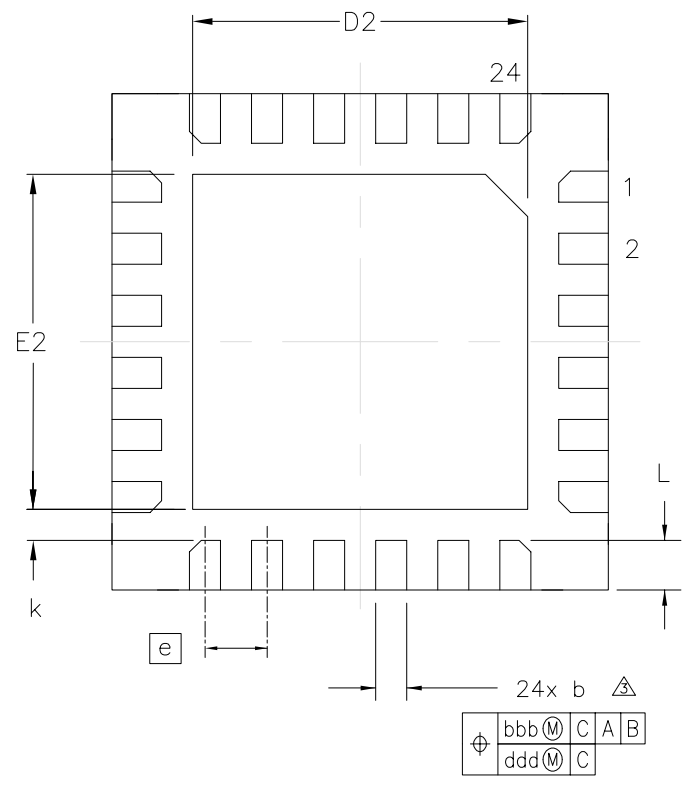
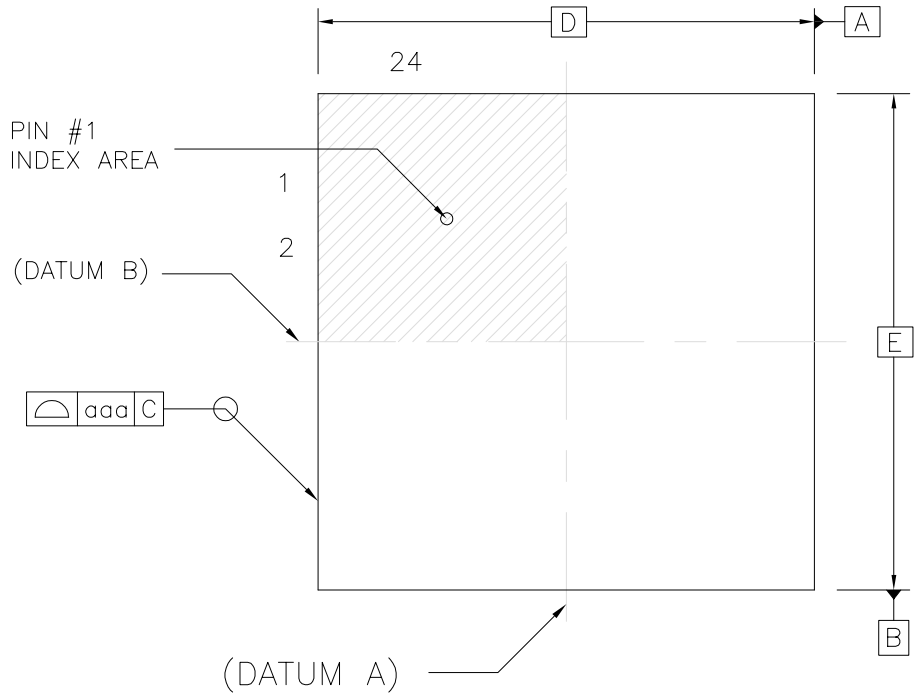


REVISIONS		
REV	DESCRIPTION	DATE



NOTES:
 1) ALL DIMENSIONS IN MM
 2) DIMENSIONING AND TOLERANCING PER ASME Y14.5-2009
 3) DIMENSION b APPLIES TO METALLIZED TERMINAL AND IS MEASURED BETWEEN 0.15 AND 0.30 MM FROM TERMINAL TIP

SYMBOL	MIN	MAX	SYMBOL	MIN	MAX
A, V	0.80	1.00	E2	2.60	2.80
A, W	0.70	0.80	e	0.50	BSC
A, L	1.40	1.70	k	0.20	-
A1	0.00	0.05	L	0.35	0.45
A3	0.20	REF	aaa	0.10	
b	0.18	0.30	bbb	0.10	
D	4.00	BSC	ccc	0.10	
D2	2.60	2.80	ddd	0.05	
E	4.00	BSC	eee	0.08	

Quik-Pak™

10987 VIA FRONTERA
 SAN DIEGO, CA 92127
 858-674-4676

TITLE		REV
QFN 24L 4x4 mm 0.50 PITCH PACKAGE OUTLINE		
LEADFRAME PART NO:		REV
235-00052		
DO NOT SCALE	FILE NAME	SHEET
	24L-QFN-4x4-50P-MOD.DWG	1 OF 1

ALL INFORMATION CONTAINED HEREIN IS THE PROPERTY OF Quik-Pak, INC. AND IS CONSIDERED PROPRIETARY AND SUBJECT TO RETURN UPON DEMAND. ACCEPTANCE AND RETENTION HEREOF SIGNIFIES AGREEMENT BY THE RECIPIENT THAT THE INFORMATION WILL NOT BE DISCLOSED TO OTHERS NOR USED CONTRARY TO THE INTEREST OF Quik-Pak, INC. WITHOUT PRIOR WRITTEN PERMISSION.