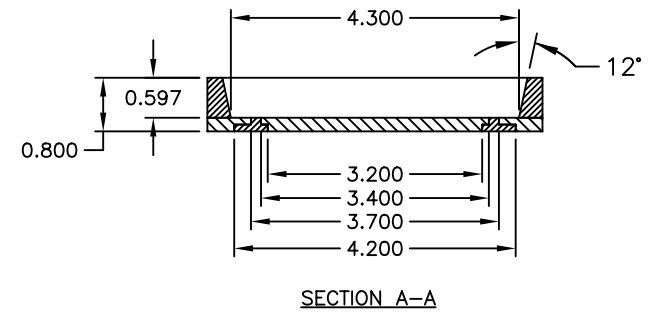
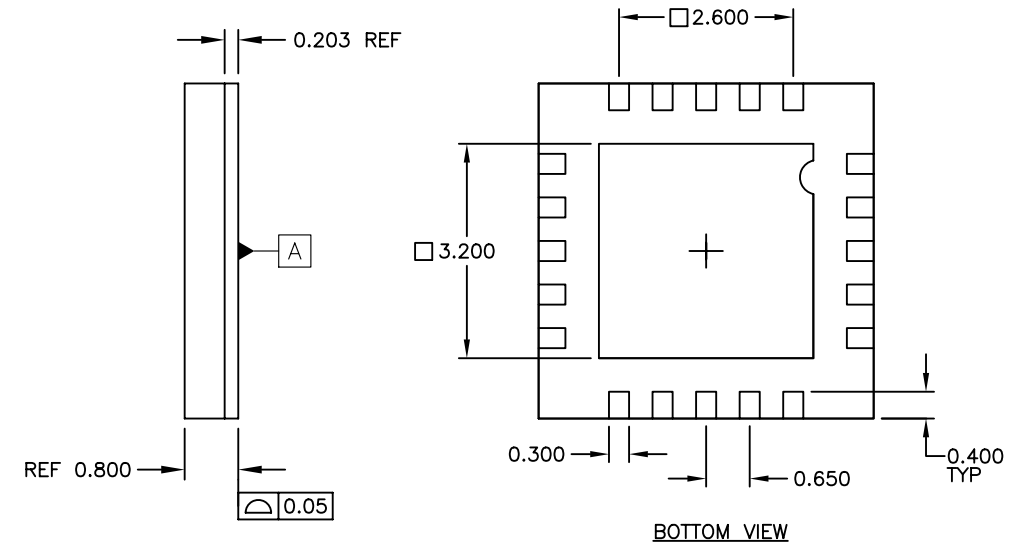
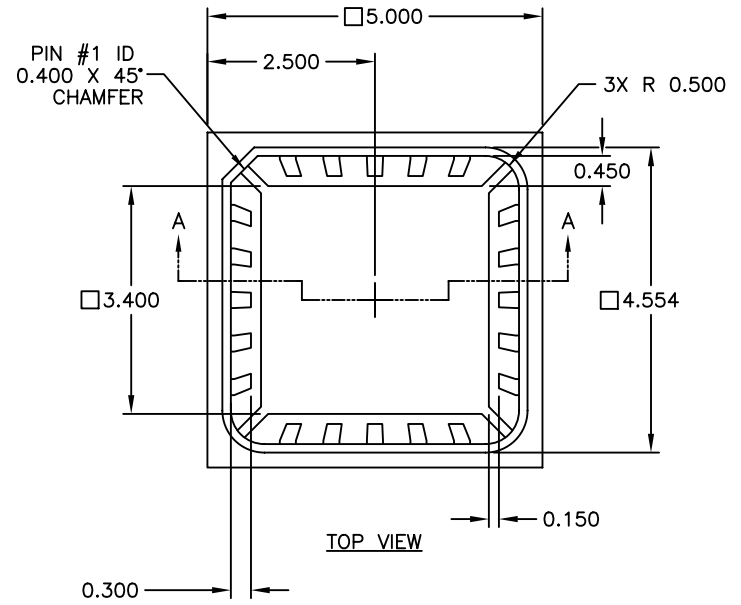


2

1

REVISIONS			
ECN NO.	DATE	DESCRIPTION	APPROVED
	5/14/10	INITIAL RELEASE	SS



NOTES

1. MATERIALS:
LEAD FRAME: COPPER 194FH, THK = 0.203±0.008
BODY: SEMICONDUCTOR MOLDING EPOXY, CONTACT QUIK-PAK FOR DETAILS.
2. FINISH:
LEAD FRAME: ELECTROLESS NICKEL PER MIL-C-26074, CLASS 1, 100 TO 300 MICROINCHES (2.5um - 7.6um) THICK.
GOLD PLATE PER MIL-G-45204, TYPE 3, GRADE A, CLASS 1 (40 TO 80 MICROINCHES (1um - 2um) THICK).
BODY SURFACE FINISH: VDI 21-24 (1.12-1.6 Ra).
3. PACKAGE MISMATCH: BODY OFFSET TO LEAD FRAME = 0.076mm MAX
4. UNLESS OTHERWISE SPECIFIED, RADIUS ON ALL MOLDED EDGES AND CORNERS = 0.25mm MAX.
5. PACKAGE CONFORMS TO JEDEC MO-220.

<p>THIRD ANGLE PROJECTION</p> <p>UNLESS OTHERWISE SPECIFIED DIMENSIONS ARE IN MILLIMETER TOLERANCES ARE:</p> <p>X.XX ± 0.15 X.XXXX ± ---</p> <p>X.XXX ± 0.050 ANGLES: ± 1°</p> <p>DO NOT SCALE DRAWING</p>	<p>DRAWN BY CAD DEPT. DATE 4/5/10</p>
	<p>APP BY STEVE S. DATE 4/5/10</p>
<p>CUSTOMER ---</p>	
<p>THIS DOCUMENT CONTAINS INFORMATION PROPRIETARY TO QUIK-PAK, AND REPRODUCTION IN ANY FORM IS NOT PERMITTED WITHOUT WRITTEN AUTHORIZATION FROM QUIK-PAK, DIV OF DELPHON IND.</p>	

QUIK-PAK
www.icproto.com
10987 VIA FRONTERA
SAN DIEGO, CA. 92127
PHONE: (858) 674-4676 FAX: (858) 674-4681

5mm X 5mm
QFN 20 LEAD 0mPP

SIZE A	PART NO. QP-QFN20-5MM-.65MM	REV A1
SCALE NONE	CAD FILE	SHEET 1 OF 1

2

1